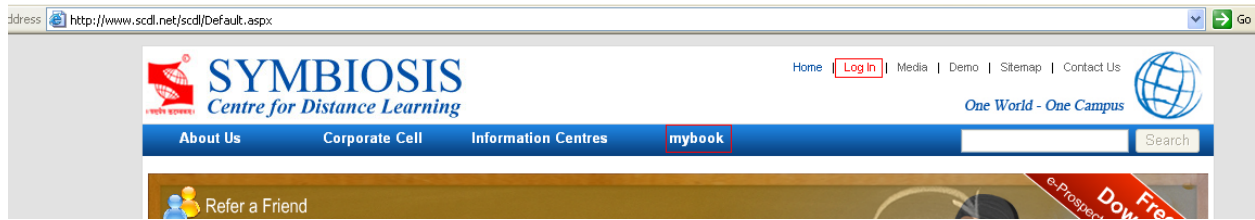




Step 1: Visit the SCDL site <http://www.scdl.net>. Click on 'login' or 'mybook' link indicated in red.



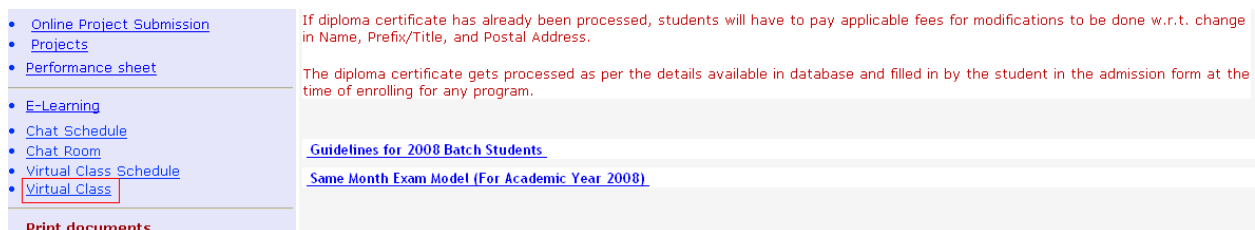
Step 2: In my book section under the student tab click on the link 'Please click here, to visit section' indicated in red.




Step 3: This will take you to the Student Portal login page. Enter user name and password provided to you in the Admission letter and press submit button as indicated in red.



Step 4: Click on the 'Virtual class' link indicated in red from the left side menu.



Step 5: This will take you to the Virtual class window. In the 'Open for Booking' list, all the classes whose booking is open are indicated with a status showing cross (X) mark as shown below. To book that particular class, please click on the session as indicated below in red.


One World - One Campus

SCDL - Student's Virtual Classroom Center Welcome, 200899

Open For Booking: Planned Classes | Past Classes | FAQ

Date	Slot	Topic	Details	Expert	My Booking Status
17/09/2011	11:45 AM-01:00 PM	Object Oriented Analysis & Design	Object Oriented Analysis & Design: AY: 2011-12: PGDIT_Sem. III : Lecture No.9: Syllabus as per SLM will be covered by the faculty.	Deepa Shimpi	✘

Please Note:

a) Booking opens before six days of class. e.g. If class is on 12th Jan booking starts on 6th Jan (00:00 AM). If you want to have information about planned classes in advance, please click on 'Planned Classes' link as indicated in red.


One World - One Campus

Student's Virtual Classroom Center Welcome, 200899999 - Aarti

Open For Booking: Planned Classes | Past Classes | FAQ | Exit


Slot	Topic	Details	Expert	My Booking Status
11:45 AM-01:00 PM	Object Oriented Analysis & Design	Object Oriented Analysis & Design: AY: 2011-12: PGDIT_Sem. III : Lecture No.9:	Deepa Shimpi	✘

b) As there are limited number of seats, if the booking is full, the system indicates 'Booking Full'. In such a case, booking cannot be done.

c) After Booking, a confirmation email notification is sent one day prior to the class on both email IDs (personal, Microsoft) to booked students.

d) All other things are specified in the terms and conditions provided.

Step 6: This will take you to the booking screen, there you press 'Book Class' button as indicated in red. Then go through the terms and conditions and accept it.


One World - One Campus

Welcome, 200899999 - Aarti Back

Virtual Class Room:

Topic: Object Oriented Analysis & Design **Date:** 17/09/2011

Slot: 11:45 AM - 01:00 PM **Expert:** Deepa Shimpi

Details: Book Class

Object Oriented Analysis & Design: AY: 2011-12: PGDIT_Sem. III : Lecture No.9: Syllabus as per SLM will be covered by the faculty.

The controls will come to the initial screen. Here you will see my booking status turned to green icon with (√) mark.

• SCDL - Student's Virtual Classroom Center

Welcome, 200899999 -Aar

 Open For Booking:

[Planned Classes](#) | [Past Classes](#) | [FAQ](#) | [Exit](#)

Date	Slot	Topic	Details	Expert	My Booking Status
17/09/2011	11:45 AM-01:00 PM	Object Oriented Analysis & Design	Object Oriented Analysis & Design: AY: 2011-12: PGDIT_Sem. III : Lecture No.9: Syllabus as per SLM will be covered by the faculty.	Deepa Shimpi	