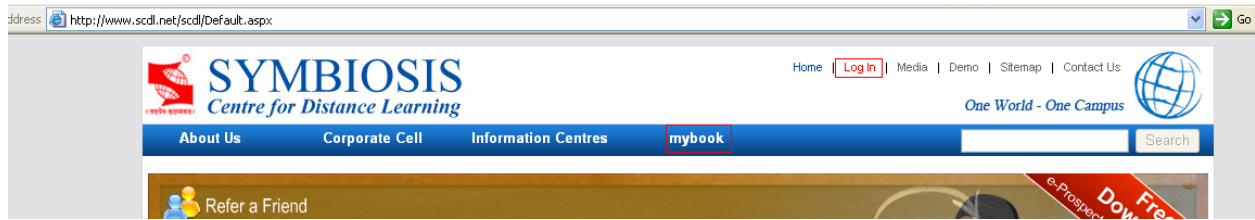




Step 1: Visit the SCDL site <http://www.scdl.net>. Click on 'login' or 'mybook' link indicated in red.



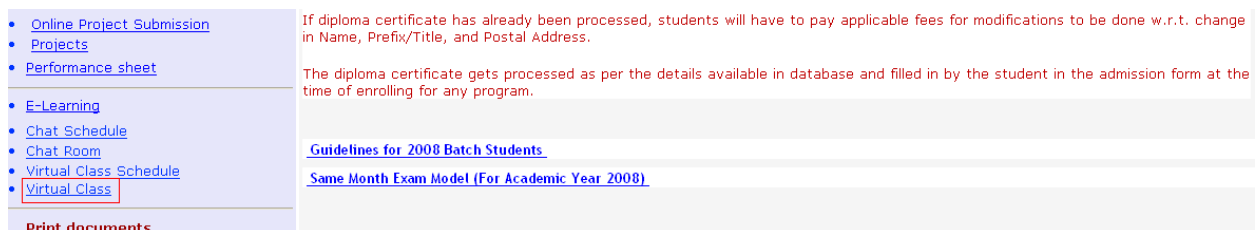
Step 2: In my book section under the student tab click on the link 'Please click here, to visit section' indicated in red.



Step 3: This will take you to the Student Portal login page. Enter user name and password provided to you in the Admission letter and press submit button as indicated in red.



Step 4: Click on the 'Virtual class' link indicated in red from the left side menu.



Step 5: To view your booked class, please click the VC Session indicated in **red** from 'Booking Closed' Section.

 **Booking Closed (If you have booked for the class, click on it to attend):**

Date	Slot	Topic	Details	Expert
15/09/2011	01:45 PM-03:00 PM	Management Accounting	Management Accounting: Academic year: 2011-12:: PGDBA ,PGDIB,PGDBF,PGDIT, CPENVC-All Programs Sem. I: Lecture No.6: Syllabus as per SLM will be covered by the faculty.	Hanif Shaikh

Please note:

- a) Technical requirement for Virtual Class.
 1. Computer with internet connection
 2. Any internet browser (preferably Internet Explorer) with latest Flash player
 3. Speakers
 4. Headphone (Optional)
 5. Webcam (Optional)
- b) Audio & video quality depends upon the Internet bandwidth at the student's end. Minimum 512 K bandwidth is required to get good quality audio & 1Mb bandwidth is required for video. If a student is receiving breaks in audio/video; it is suggested to 'stop receiving video' so that audio can get more bandwidth & it may improve audio quality.